

Ipplepen Neighbourhood Plan

Ipplepen Community Facilities Review



Introduction

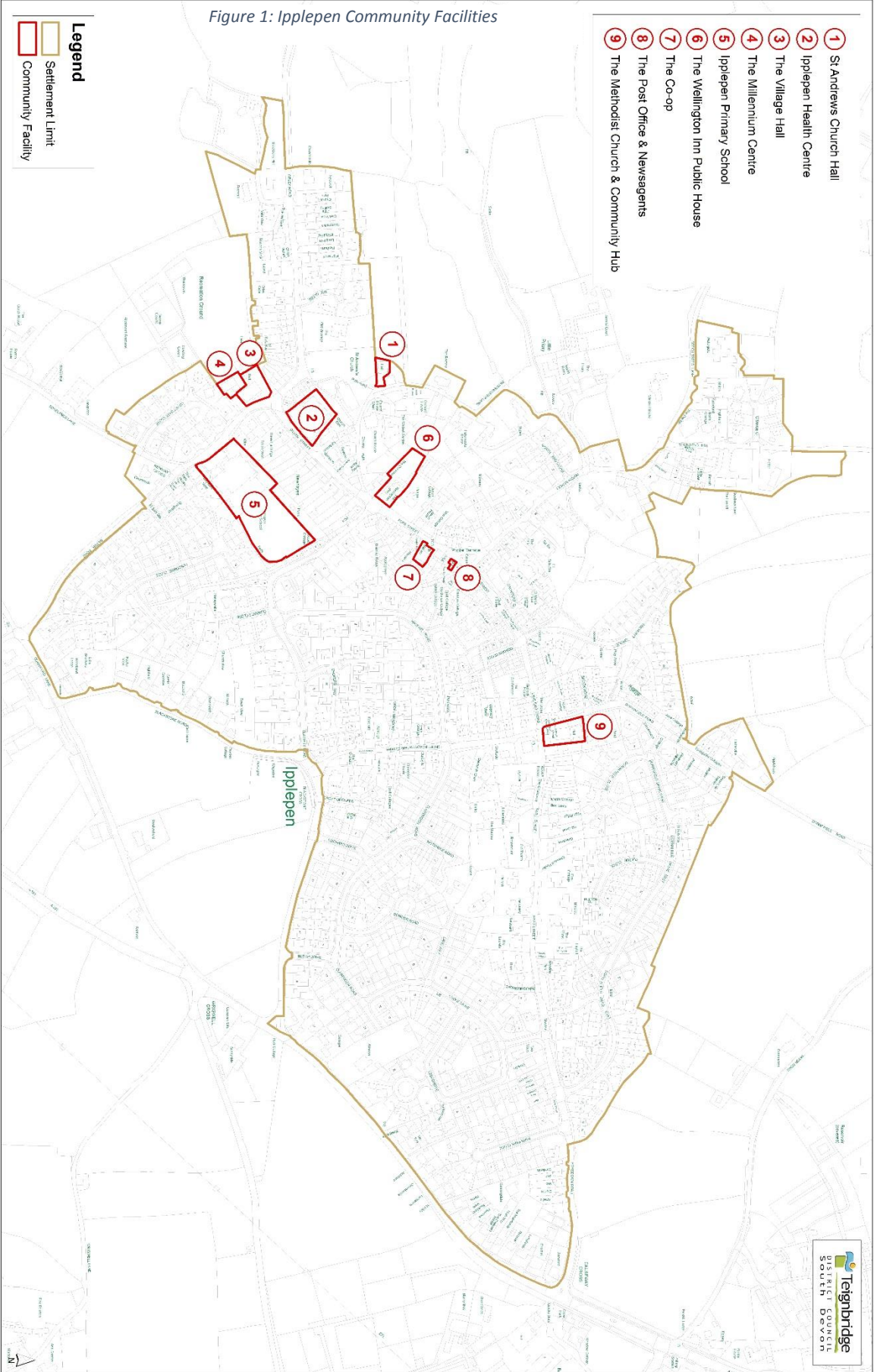
This document has been prepared to provide the supporting evidence for a potential community facilities policy within the Ipplepen Neighbourhood Plan.

It serves as record of the existing community facilities within the parish of Ipplepen which should be safeguarded for community use in to the future. This document sets out the location and boundaries of the facility and provides photographs for visual identification.

Information on the premises facilities such as toilets or meeting rooms, activities undertaken there and their frequency have been identified where available. Information on the sites accessibility such as wheelchair access and parking availability have also been recorded.

The document also includes a short summary on the value of the site/premises to the community.

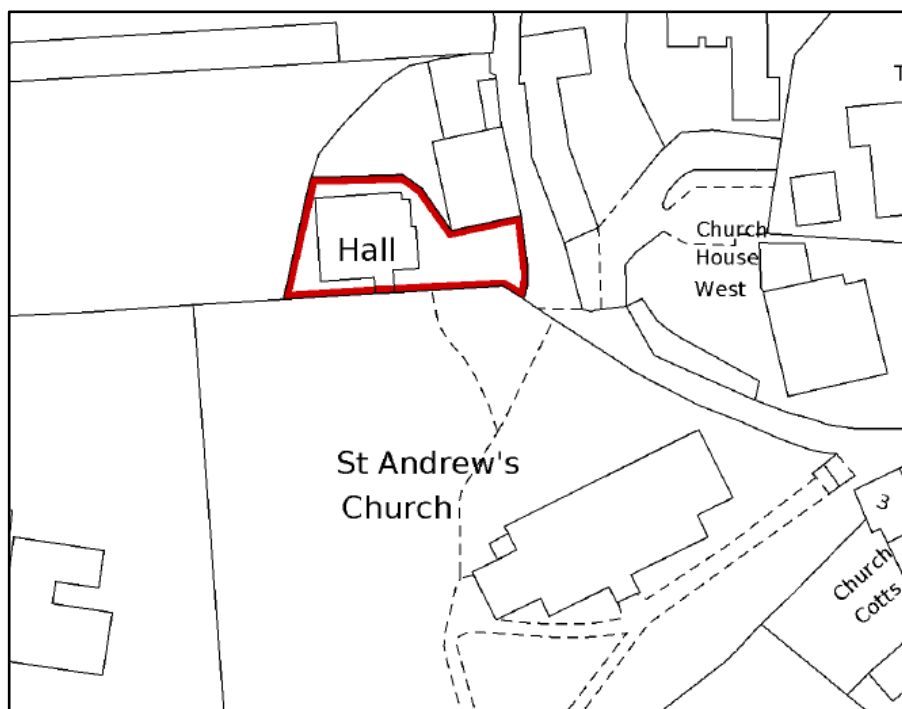
A total of 9 community facilities have been identified in this review, they are all mapped on Figure 1 and their details are provided in the assessments templates below.



Based upon Ordnance Survey Material with Permission of Ordnance Survey on behalf of Her Majesty's Stationery Office (C) Crown Copyright. Unauthorised reproduction infringes Crown Copyright and may lead to prosecution or civil proceedings. Teignbridge District Council 100020202

Safeguarding Community Facilities

Name of Facility	St Andrews Church Hall
Address of Facility	Paternoster Lane, Ipplepen, TQ12 5RZ
Operational Times	Messy Church- once a month- 3pm-5pm



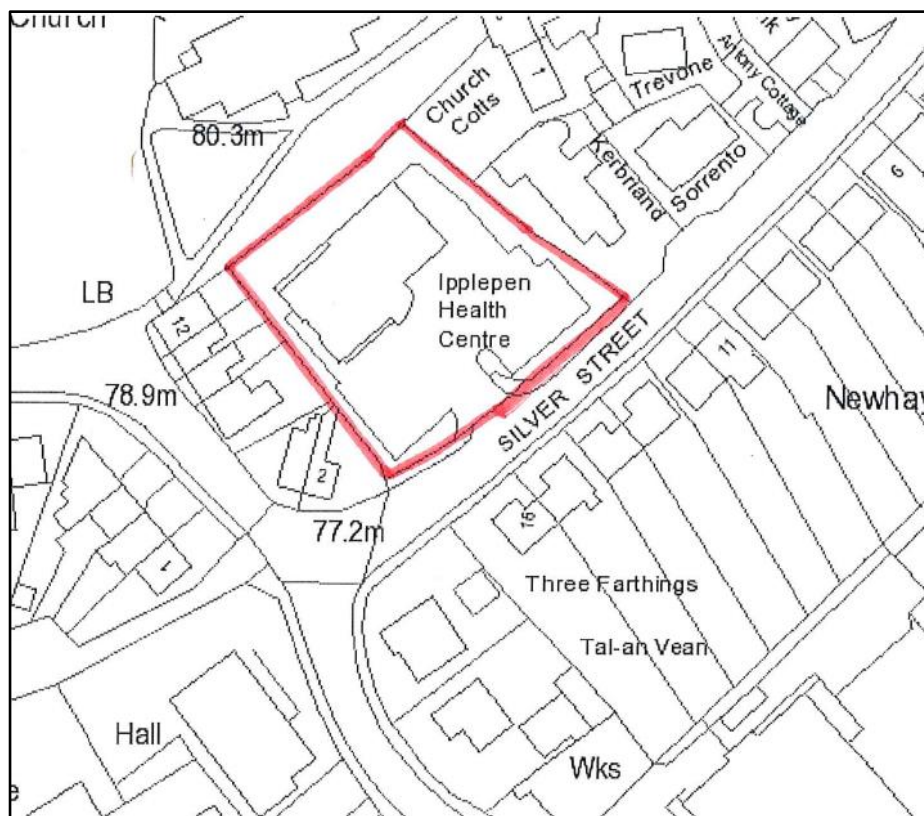
Facilities	Activities	Frequency
Toilets	Messy Church	Once a month
	Yoga	
	Room hire	
	Coffee Mornings	

Accessibility	Disabled Toilets Wheelchair access
---------------	---------------------------------------

Summary of Value to Community
Serves as a community hub providing the religious and non-religious a place to meet and interact. It provides a place for hire for local activities and is also home to the parish council office.

Additional information
http://www.ipplepen-village-hall.co.uk/ https://ipplepen.info/community/st-andrews-church-ipplepen/

Name of Facility	Ipplepen Health Centre
Address of Facility	Silver Street, Ipplepen, Newton Abbot, TQ12 5QA
Operational Times	Monday to Friday 8.30am to 6pm



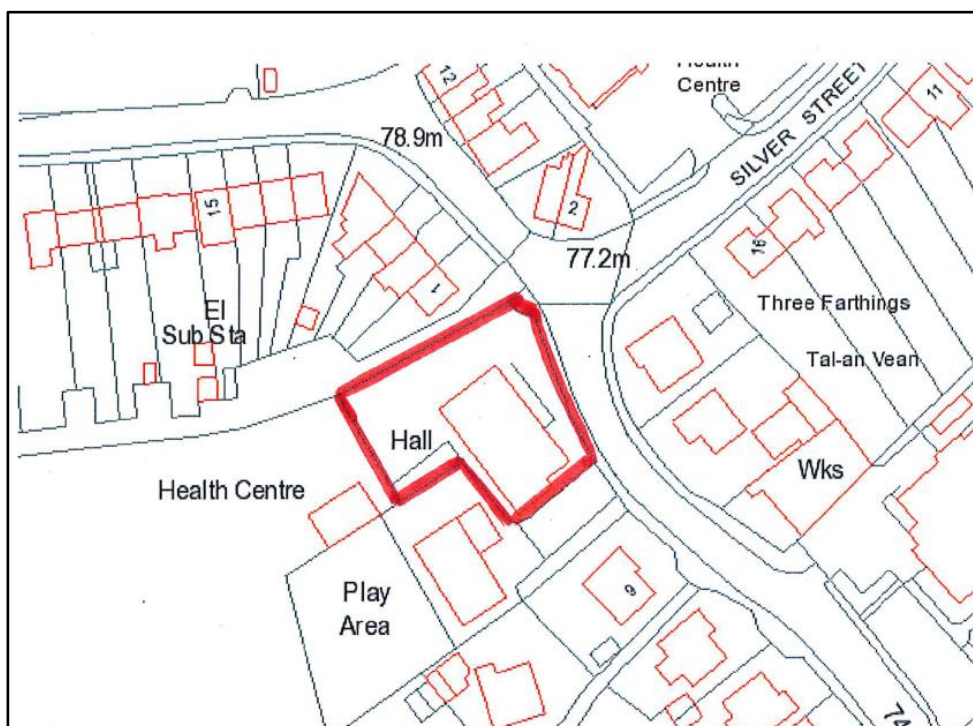
Facilities	
Disabled Toilets Wheelchair accessible Available parking Pharmacy provision- village addresses only	

Accessibility	Disabled Toilets Wheelchair access
---------------	---------------------------------------

Summary of Value to Community
Serves as the only available health service within walking distance of the residents of Ipplepen, providing an easily accessible service to local residents with particular advantages for the elderly and less mobile.

Additional information
https://ipplepen.info/local/ipplepen-health-centre/ https://kkipp.gpsurgery.net/#

Name of Facility	Ipplepen Village Hall
Address of Facility	Silver Street, Ipplepen, TQ12 5SB
Operational Times	Open for events/activities during the day, evening and weekends



Facilities	
Room Hire- Main Hall (120 seating capacity) & Side Hall (50 seating capacity) Stage Kitchen- fully equipped Toilets Chair and Table use	Audio visual equipment for film screenings Bar available

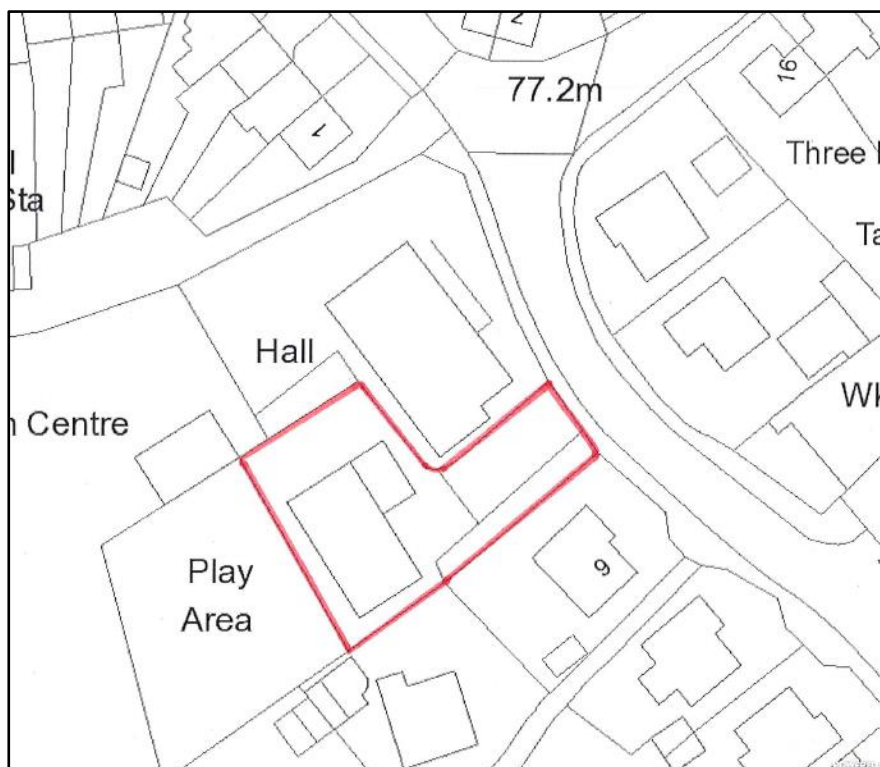
Activities	Frequency	Activities	Frequency
Art Class	Weekly	The WI	Monthly
Ipplepen Film Socieity		Amateur Dramatics	Twice a week
Local History Group		Keep fit class	Weekly
Ipplepen Cottage Garden Society		Coffee Morning	Weekly
		Ipplepen Garden Club	

Accessibility	Disabled ramp access Disabled toilets On site parking for approx. 20 cars Combined loop system
----------------------	---

Summary of Value to Community
<p>Ipplepen Village Hall is the primary community congregational space for the local community. It provides one large and one medium sized room for a variety of events to be held. These include the local history group, keep fit class, coffee mornings, art class and the film society to name but a few. In addition the space also serves as the polling station for the village during elections and accommodates one off events such as community consultation exercises. The facility has audio visual equipment, toilets and kitchen facilities which all add to the facilities versatility and overall value to the community.</p> <p>It furthers the social well-being and social interests of the local community through the provision of suitable space and equipment to undertake a wide range of community activities, provides a space to exercise and socialise with community members and a large enough space for one-off community information events.</p>

Additional information
http://www.ippelen-village-hall.co.uk/ https://www.devoncommunities.org.uk/community-buildings/ippelen-village-hall

Name of Facility	Ipplepen Millennium Centre
Address of Facility	Biltor Road, Ipplepen, TQ12 5RS
Operational Times	Pre-school- 9am- 3pm (Exc. Wednesdays) Toddler Group- Wednesday 1.30pm-3pm Breakfast Club- Mon-Fri, 8am-9am After School Club- Mon-Fri, 3pm-6pm



Facilities	
Toilet facilities Baby changing facilities Parking accessible for people with disabilities	Enclosed outdoor play area Climbing equipment Toilet facilities for people with disabilities Wheelchair accessible

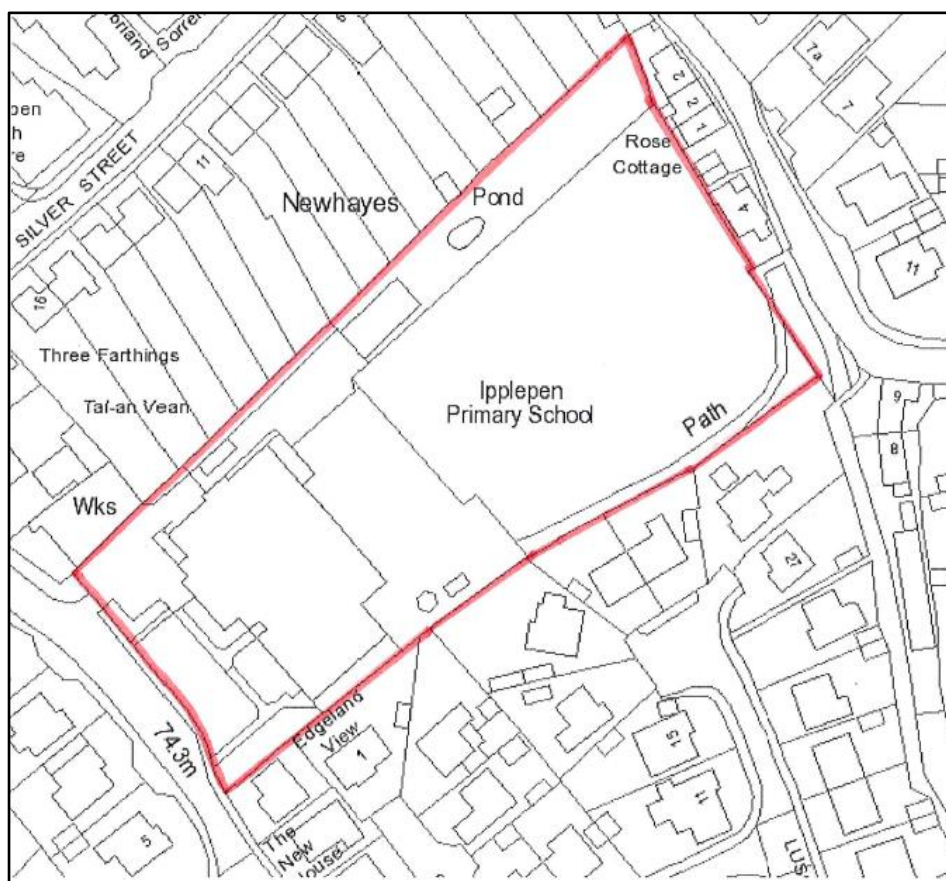
Activities	Frequency	Activities	Frequency
Pre-school	Daily	NDP Steering group	Monthly
Toddler Group	Weekly	Breakfast Club	Daily
Parish Committee meetings	Monthly	After School Club	Daily

Accessibility	Wheelchair Access
----------------------	-------------------

Summary of Value to Community
<p>The asset is currently used as the Saplings pre-school education facility which provides pre-school services to children between the ages of 2 years and 6 months and 5 years.</p> <p>This provides a vital service for local parents and children to access pre-school education within walking distance of local homes without the need for access to the private car or public transport.</p> <p>The Millennium Centre also provides an extension to the services of the nearby Ipplepen Primary School, providing space for a daily breakfast and after school clubs.</p> <p>The asset therefore provides a significant contribution to furthering the social wellbeing of the local community.</p>

Additional information
https://ipplepen-primary.devon.sch.uk/saplings/ https://ipplepen.info/schools/saplings-toddler-breakfast-and-after-school-club/

Name of Facility	Ipplepen Primary School
Address of Facility	7 Biltor Road, Ipplepen, TQ12 5QQ
Operational Times	School hours during term time



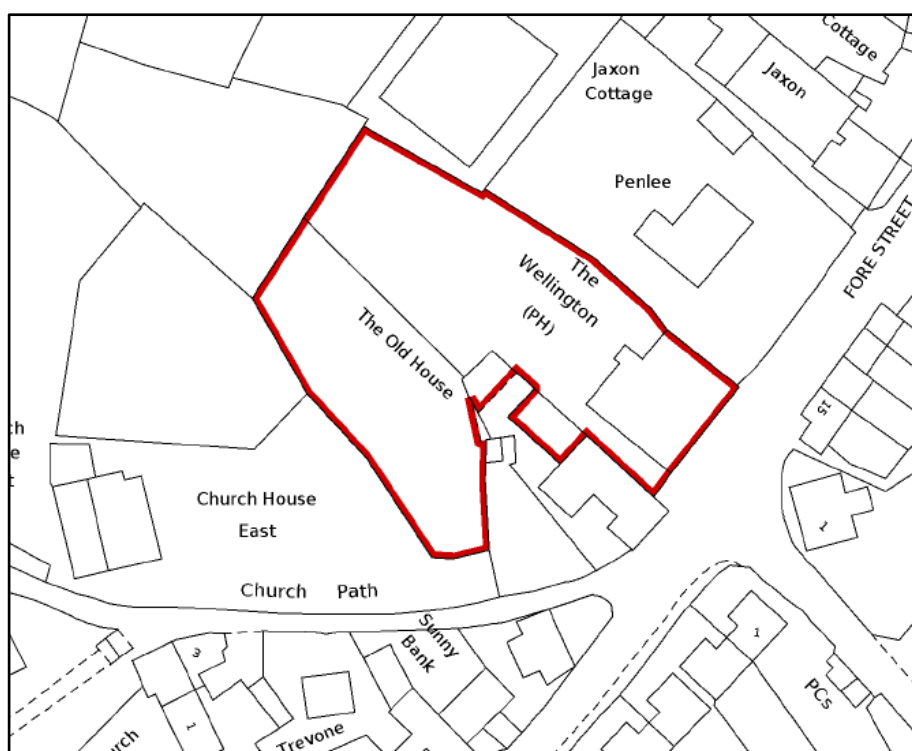
Facilities	
Playing Field Computer suite Library	

Accessibility	Wheelchair Access
----------------------	-------------------

Summary of Value to Community
<p>Ipplepen Primary school is the heart of community life for residents of primary school age, it is the only primary school within walking distance of Ipplepen village. It provides a focal point for parental activity and provides a focal point for social interaction and community life.</p>

Additional information
https://ipplepen-primary.devon.sch.uk/ https://ipplepen.info/schools/ipplepen-primary-school/

Name of Facility	The Wellington Inn Public House
Address of Facility	Fore Street, Ipplepen, TQ12 5RH
Operational Times	Restaurant
	Monday to Saturday- 12-2pm & 6.30- 9pm Sunday- 12-3pm & 6.30- 9pm
	Bar
	Monday to Thursday- 12-3pm & 5-11.30pm Friday- 12 noon – 12.30am Sunday- 12 noon- 11.30pm



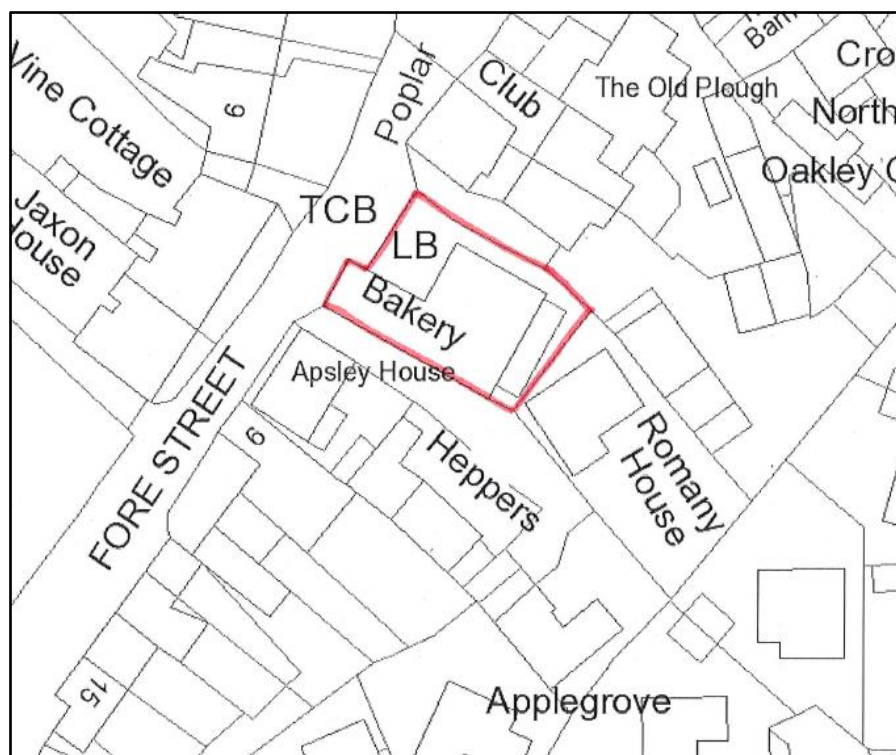
Facilities	Activities	Frequency
Function Room hire Disabled Toilet Takeaway Hot & Cold food	Sunday Carvery	Weekly
	Curry & Quiz night	Monthly

Accessibility	Disabled access ramp Rear car park
----------------------	---------------------------------------

Summary of Value to Community
<p>The asset is currently a public house which is the only non-members, public facility in which to engage in informal activities in the village.</p> <p>The Wellington is the centre of social life for the village, it provides chances for people to meet either planned or by chance in an informal atmosphere which is conducive to social interactions. The pub helps sustain the informal social interactions of Ipplepen residents and helps create, expand and strengthen social networks.</p> <p>The Wellington furthers the social well-being of the local community through the provision of a vital facility for social networking.</p>

Additional information
http://the-wellington-ipplepen.pub/

Name of Facility	Ipplepen Co-op
Address of Facility	Fore Street, Ipplepen, TQ12 5RH
Operational Times	Monday to Sunday 7am to 10pm



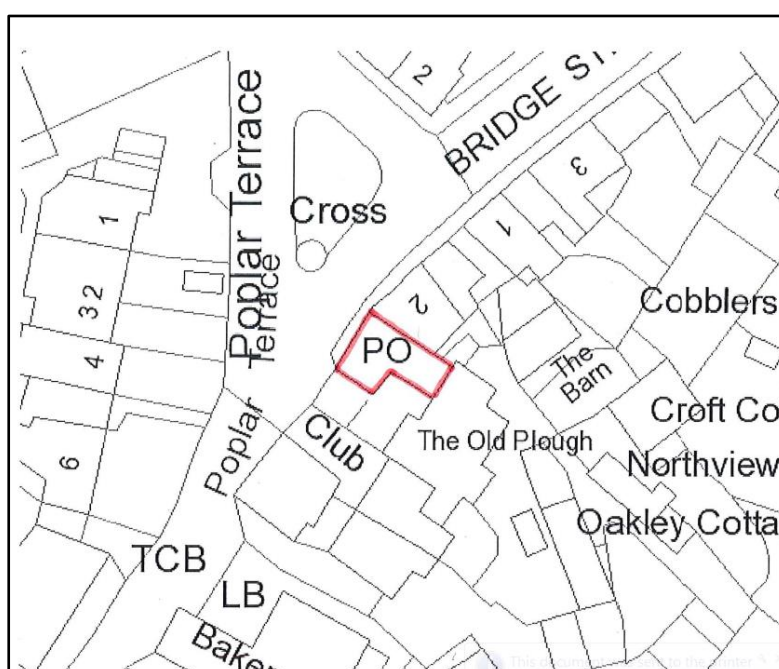
Facilities	
Cash machine Health lottery National Lottery Paypoint	Sale of groceries and household goods

Accessibility	Wheelchair Access Parking for two vehicles fronting the shop
----------------------	---

Summary of Value to Community
<p>The only local shop providing every day groceries within the village and within a reasonable walking distance of residents.</p> <p>It provides access to the everyday grocery needs of local residents which provides a vital lifeline to those without access to the private car and/or those with more limited mobility.</p> <p>Public transport is limited in the village</p> <p>The shop provides a focal point for residents to informally meet and interact which provides contact between residents which may not have occurred through more formal venues and events.</p> <p>The presence of the Co-op enables informal social interaction between community members, provides an easily accessible source of everyday grocery items.</p>

Additional information
https://finder.coop.co.uk/food/store/TQ12-5RH/fore-street

Name of Facility	Ipplepen Post Office & Newsagents
Address of Facility	10 Fore Street, Ipplepen, TQ12 5RH
Operational Times	Post Office
	Monday to Friday 9am- 5.30pm Saturday- 9am- 12.30pm Sunday- Closed
	Newsagents
	Monday to Friday- 8am- 5.30pm Saturday- 8am- 6pm Sunday 8am- 12pm



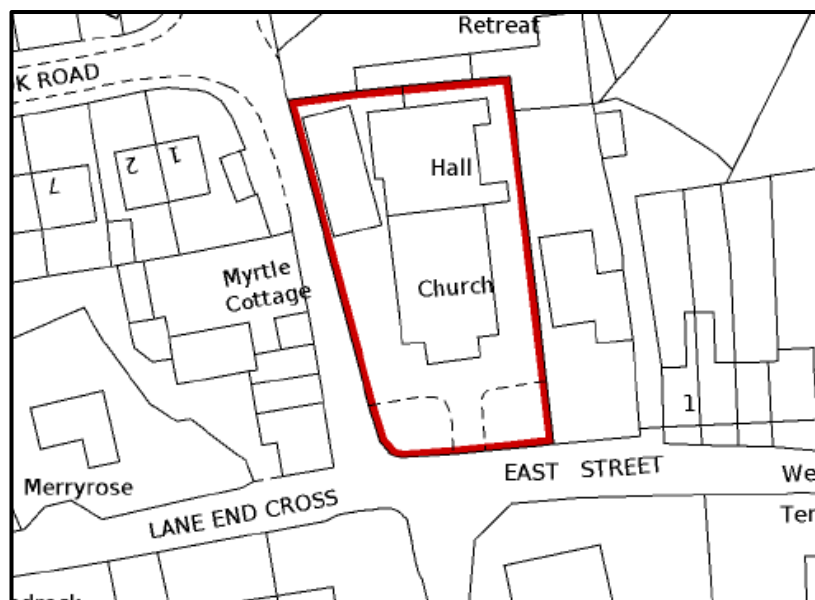
Facilities	
Foreign currency Travel insurance Cash withdrawals Cash and cheque deposit Bill payment facilities Drop & Go mail service	Paper deliveries Sale of stationary, confectionary National lottery

Accessibility	Stands in close proximity to a bus stop.
----------------------	--

Summary of Value to Community
<p>The only local facility providing an access point for financial and postal services within a reasonable walking distance of residents.</p> <p>It provides access to services which would otherwise have to be accessed within Totnes or Newton Abbot and therefore provides a vital lifeline to those without access to the private car and/or those with more limited mobility.</p> <p>The post office provides a focal point for residents to informally meet and interact which provides contact between residents which may not have occurred through more formal venues and events.</p> <p>The presence of the Post Office enables informal social interaction between community members and provides local access to financial and postal services.</p>

Additional information
https://ipplepen.info/local/post-office-and-newsagents/ https://www.postoffice.co.uk/branchfinder2/2445522/ipplepen

Name of Facility	Ipplepen Methodist Church & Community Hub
Address of Facility	East Street, Ipplepen, TQ12 5SX
Operational Times	Throughout the day and weekends



Facilities	Activities	Frequency
Old school Room- meeting room	Memory Cafe	Monthly
Café	Luncheon Club	Monthly
Community Library	Weekly Worship	Weekly
Kitchen	Youth Club	Fortnightly
Toilets	Parent & Toddler group	
	Card Makers	Fortnightly
	Crafters	Fortnightly
	Health Visitor session	Monthly
	Saturday Breakfast Club	Monthly

Accessibility	Wheelchair Accessible Limited car parking on site Bus stop stands directly outside
----------------------	--

Summary of Value to Community
Serves as a community hub providing the religious and non-religious a place to meet and interact. It provides a café and community library which are not provided elsewhere in the village.

Additional information
http://teignbridgecircuit.org.uk/churches-and-chapels/ipplepen/ Plans are currently in place for extensive improvements to enhance the community hub facility.

